




Step	Screen	Procedure
1	Navigation Panel	Go to Rate Procurement > TSP Participation
2	Carrier Bid Mapping	<p>Any Bid Cycle available for participation will be displayed.</p>  <p>Respond By Date: Last day to select to participate in the Bid Cycle, as defined in the SRO</p> <p>Open Bid Date: The first date that the TSP can bid on the lanes in this Bid Cycle.</p> <p>Close Bid Date: The last date that the TSP can bid on the lanes in this Bid Cycle.</p> <p>Already Participated: Default display will be “No” since you have not selected to participate in the Bid Cycle yet</p> <p>Note: all corresponding times to dates are 11:59 PM ET (10:59 PM CT)</p> <p>To select to participate in the Bid Cycle, check the box to the left of the Bid Cycle and click Select Bid Cycle</p>  <p>Already Participated will now display “Yes”. The Bid Cycle selection checkbox will become grayed out and you will no longer be able to select or de-select this Bid Cycle.</p>  <p>If you decide later that you do not want to participate in the Bid Cycle before any rates are submitted, no action is required.</p>